

If you have any suggestions or content you would like to see, shoot us an email. Thanks!



Our Mission:

The mission of the South Plains workforce system is to meet the needs of the region's employers for a highly skilled workforce by educating and preparing workers.

February Newsletter

Lubbock MSA and Regional Unemployment

Lubbock's MSA unemployment rate for February 2018 of 3.1%, remained the same as in January 2018. Midland MSA's recorded the lowest unemployment rate at 2.5% followed by Amarillo at 2.9%. Austin-Round Rock and College Station-Bryan MSA's were tied with the third lowest at 3.0%.

*Employment estimates released by TWC are produced in cooperation with the U.S. Department of Labor's Bureau of Labor Statistics. All estimates are subject to revision. To access this and more employment data, visit tracer2.com.

Upcoming Events:

South Plains Job Fair
Lubbock Memorial Civic
Center
-April 25, 2018-
-10:00am - 2:00pm-

South Plains Career Expo
Lubbock Memorial Civic
Center
~October 23, 2018~
-8:30am - 12:00pm-

South Plains Job Fair

The TWC Lubbock MSA and South Plains WDA Economic Profiles provide a breakdown of employment by industry. Click on the images to the right to access the profiles.

(Image located on page 3)

Lubbock Memorial Civic
Center

-October 2018-


Hiring Red, White & You
Veterans Job Fair
-November 8, 2018-
-10:00am - 2:00pm-


CURRENT EMPLOYMENT STATISTICS				
Metro Areas (Seasonally Adjusted)				
Metro Areas	Apr 2017	Monthly Change	Annual Change	Annual % Change
Abilene MSA	68,100	100	700	1.0
Amarillo MSA	121,300	-1,100	1,200	1.0
Austin-Round Rock MSA	1,021,900	-400	29,300	3.0
Beaumont-Port Arthur MSA	164,000	900	-800	-0.5
Brownsville-Harlingen MSA	143,000	100	2,700	1.9
College Station-Bryan MSA	115,900	-400	2,500	2.2
Corpus Christi MSA	192,400	-100	1,400	0.7
Dallas-FW-Arlington MSA	3,582,400	-18,000	99,600	2.9
Dallas-Plano-Irving MD	2,555,000	-15,600	76,600	3.1
Fort Worth-Arlington MD	1,027,800	-3,200	22,600	2.2
El Paso MSA	317,000	400	9,200	3.0
Houston MSA	3,044,300	13,700	44,000	1.5
Killeen-Temple MSA	146,600	500	3,600	2.5
Laredo MSA	104,000	100	2,300	2.3
Longview MSA	96,700	300	-600	-0.6
Lubbock MSA	146,300	-1,000	800	0.5
McAllen MSA	256,700	600	4,900	1.9
Midland MSA	87,800	-100	100	0.1
Odessa MSA	69,800	100	-200	-0.3
San Angelo MSA	48,600	400	-500	-1.0
San Antonio MSA	1,035,600	3,800	24,800	2.5
Sherman-Denison MSA	47,000	100	1,000	2.2
Texarkana MSA	60,200	-500	-800	-1.3
Tyler MSA	106,200	400	2,300	2.2
Victoria MSA	42,000	200	-300	-0.7
Waco MSA	120,400	600	2,200	1.9
Wichita Falls MSA	58,000	400	-100	-0.2


Highlights

(MSA industry data are not seasonally adjusted)

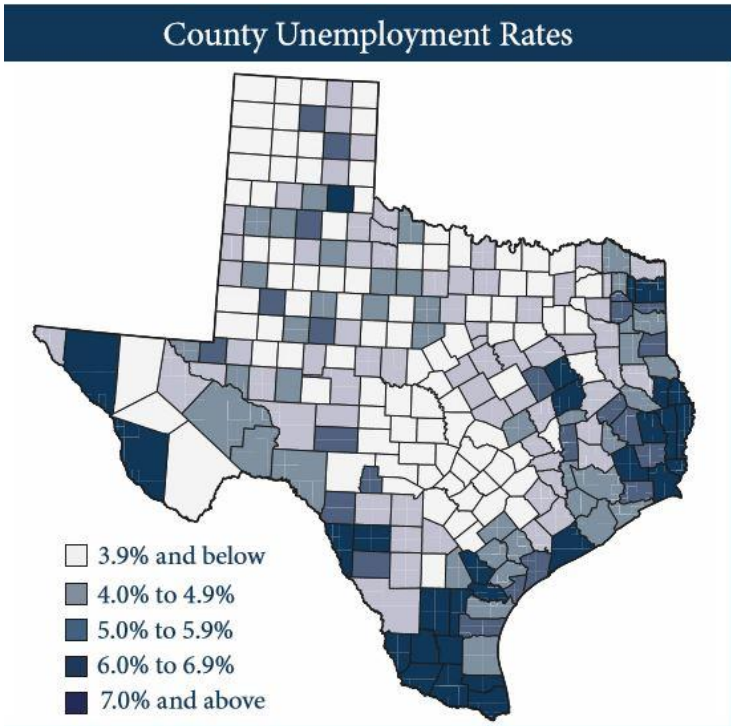
- Seventeen of 26 areas grew in April for a combined increase of 22,700 jobs. Nineteen areas grew over the year, while seven areas contracted.
- The Houston-The Woodlands-Sugar Land MSA accounted for more than half of all area employment gains over the month. The MSA increased its annual growth rate to 1.5 percent.
- The San Angelo MSA grew fastest in percentage terms with a 0.8 percent April expansion. Per not seasonally adjusted industry data, Retail Trade and Other Services each added 200 jobs over the month, while Government was down 200 positions.
- The Dallas-Plano-Irving MD led in actual and percentage job growth annually. Professional and Business Services led all major industries with 21,000 positions gained, followed by Leisure and Hospitality with 10,900 jobs added.
- The Beaumont-PA and the Texarkana MSAs lost the most jobs annually. The loss of 2,100 jobs in Retail was primarily responsible for the contraction in the Beaumont-PA MSA, while employment losses in Texarkana were spread across industries.

 [Like us on Facebook!](#)

 [Follow us on Twitter!](#)

 [Visit our Website!](#)

 [Follow us on LinkedIn!](#)



(Image located on page 6)



**Click image to
view full report:**
Lubbock Metropolitan
Statistical Area (MSA)



**Click image to
view full report:**
South Plains Regional
Workforce Development Area

Lubbock												
Area	Area Type	Area Code	2014			2015			2016			2017
			Population	Unemployed	Rate	Population	Unemployed	Rate	Population	Unemployed	Rate	
Lubbock	City	100000	100,000	10,000	10.0%	100,000	10,000	10.0%	100,000	10,000	10.0%	100,000
County	County	100000	100,000	10,000	10.0%	100,000	10,000	10.0%	100,000	10,000	10.0%	100,000
State	State	100000	100,000	10,000	10.0%	100,000	10,000	10.0%	100,000	10,000	10.0%	100,000
US	US	100000	100,000	10,000	10.0%	100,000	10,000	10.0%	100,000	10,000	10.0%	100,000

**Click image to
view full report:**
Lubbock LAUS
County-by-County
Unemployment Rates

As Oil Price Increases, Does Employment Follow?

by Valerie Jones

Rigzone Staff



Crude oil prices and rig counts are rising in the US and many are wondering how this will affect industry employment.

As the oil and gas industry welcomed higher crude oil prices in 2017 and ushering in 2018, industry employment also saw a reprieve from massive layoffs. The United States is in recovery mode and it has created a different employment picture than years past.

“There’s a general sense for some people that there’s a certain price per barrel under which no hiring takes place and over which a lot of hiring takes place. It’s not really like that,” Karr

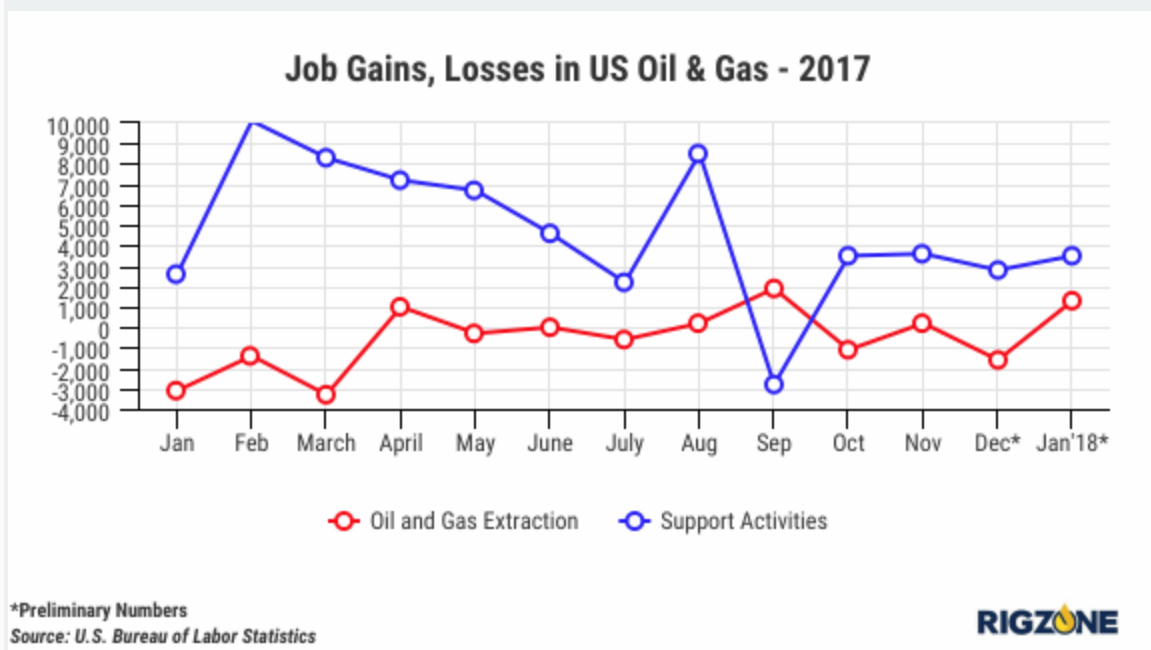
Ingham, Texas oil economist, told Rigzone. “Anything that would tick up the rig count or other measures of [exploration and production] activity won’t necessarily take employment up with it.”

For the majority of 2017, the industry operated under \$50 (WTI) oil.

“Fifty-dollar oil in the recent environment or early recovery stage isn’t really the same as \$50 in the overheated environment because costs went down significantly,” he said.

Still, after the prolonged downturn and employment bottoming out, the industry returning to \$50 oil was sufficient to “stimulate pretty significant upstream oil and gas hiring,” said Ingham.

According to revised data from the U.S. Bureau of Labor Statistics, the oil and gas industry added tens of thousands of jobs in 2017, the vast majority coming in oilfield services, or support activities.



In the energy hub of Houston, the energy industry employs 85,700 workers and while the recent upturn in drilling has induced hiring in oilfield services, E&P and equipment manufacturing continues to cut staff, according to the **2018 Houston Employment Forecast by the Greater Houston Partnership (GHP)**.

Today’s layoffs are more strategic as companies restructure to operate in a long-term, low-price environment. The GHP anticipates more job cuts in 2018, but in E&P white collar jobs, not oilfield services (blue-collar jobs).

“The cuts will be shallow compared to the layoffs of 2015 and 2016 ... the forecast calls for oilfield services to add jobs, exploration and production to cut jobs, mergers to force more economies of scale and companies to continue consolidating operations into Houston,” GHP states.

Overall, Houston expects energy employment to be flat in 2018.

“If oil prices were to fall again, would that somewhat stop hiring in its tracks ... at some point, the answer to that is ‘yes,’” Ingham said.

The **rig count in the United States continues to increase**, but with the “do more with less” approach, the industry has been able to produce plenty of crude to the marketplace despite any rig count fluctuations.

If the industry doesn’t need as many rigs at work to produce crude, there may not be a need for as many employees, said Ingham.

“It seems pretty unlikely to me that we’re going to get back to the levels of pre-downturn employment any time soon,” he said. “The efficiencies employers point to are part of the reason for this.”

Reengineering Hiring Practices

Matthew Halle, managing director for workforce solutions company Singular, has seen a few downturns in his 12 years working in oil and gas, but has noticed substantial differences in how firms are approaching their employment processes after the most recent downturn.

“A number of firms are determining how they can drive more efficiency in their processes, and not just the recruitment process,” Halle told Rigzone. “It’s how they drive efficiencies through the management of their existing workforce, too. It used to be ‘how quickly could we find the talent and get them onboarded?’ This downturn has changed that.”

Halle said oil and gas companies are more open to innovation and in tune with *how* to change. They need a company culture that drives innovation, they need to be on the lookout for new technological processes and they must also make sure to start an evolution, not a revolution. Still, there’s a cultural element to it. Oil and gas executives still want a human touch. At times, the cultural aspect can prove to be a challenge in areas such as the Permian and others like it, said Halle.

“We’re trying to find solutions that will work in the field and in the corporate world,” he said.

At one point, there was one process going on in the office and another with hiring managers doing their own thing in the field.

“The key to the future is to blend those two needs,” Halle said. “Our customers do see the need for the recruitment process to be more sophisticated and not to make the same mistakes made prior to the downturn. We’ve all seen the need for a new, innovative approach.”

Texas Adds 285,200 Jobs Over the Year

State unemployment rate is 4.0 percent in January

AUSTIN – Texas has added 285,200 seasonally adjusted nonfarm jobs over the year including 40,500 jobs added in February. The Texas economy has grown annually for 93 consecutive month.

[Read the full press release.](#)

Sources:

Texas Labor Market Review

http://www.tracer2.com/admin/uploadedPublications/2138_TLMR-Current_Edition.pdf

A Proud Partner of the American Job Center Network

Copyright © 2017 Workforce Solutions South Plains, All rights reserved.

Workforce Solutions South Plains Community Stakeholder

Our mailing address is:

Workforce Solutions South Plains Board Administration

1301 Broadway, Ste. 201, Lubbock, TX 79401

(806) 744-1987

www.workforcesouthplains.org

Want to change how you receive these emails?

You can [update your preferences](#) or [unsubscribe from this list](#)

Workforce Solutions South Plains is an equal opportunity employer/programs.

Auxiliary aids and services are available upon request to individuals with disabilities.

Relay Texas: 711 (voice); 800-735-2989 (TDD); or Relay Texas Spanish 800-662-4954.