

If you have any suggestions or content you would like to see, shoot us an email. Thanks!



Our Mission:

The mission of the South Plains workforce system is to meet the needs of the region's employers for a highly skilled workforce by educating and preparing workers.

January Newsletter

Lubbock MSA and Regional Unemployment

Lubbock's MSA unemployment rate for January 2019 is 3.3%, up 0.5% from December's 2.8%. Midland MSA recorded the lowest unemployment rate at 2.3%, second lowest was Odessa MSA at 2.8% and Amarillo MSA recorded the third lowest rate at 3.1%.

*Employment estimates released by TWC are produced in cooperation with the U.S. Department of Labor's Bureau of Labor Statistics. All estimates are subject to revision. To access this and more employment data, visit [Texas LMI](#).

Upcoming Events in 2019:

- Quality Day of Play -

- April 13, 2019 -

-10am - 2pm-

Ages 0-12

Wayland Plaza

2002 W Loop 289

Lubbock, Texas 79407

- South Plains Job Fairs -

- April 24, 2019 -

Lubbock Memorial Civic

The TWC Lubbock MSA and South Plains WDA Economic Profiles provide a breakdown of employment by industry. Click on the images to the right to access the profiles.

(Image located on page 3)

CURRENT EMPLOYMENT STATISTICS

Metro Areas (Seasonally Adjusted)

Metro Areas	Apr 2017	Monthly Change	Annual Change	Annual % Change
Abilene MSA	68,100	100	700	1.0
Amarillo MSA	121,300	-1,100	1,200	1.0
Austin-Round Rock MSA	1,021,900	-400	29,300	3.0
Beaumont-Port Arthur MSA	164,000	900	-800	-0.5
Brownsville-Harlingen MSA	143,000	100	2,700	1.9
College Station-Bryan MSA	115,900	-400	2,500	2.2
Corpus Christi MSA	192,400	-100	1,400	0.7
Dallas-FW-Arlington MSA	3,582,400	-18,000	99,600	2.9
Dallas-Plano-Irving MD	2,555,000	-15,600	76,600	3.1
Fort Worth-Arlington MD	1,027,800	-3,200	22,600	2.2
El Paso MSA	317,000	400	9,200	3.0
Houston MSA	3,044,300	13,700	44,000	1.5
Killeen-Temple MSA	146,600	500	3,600	2.5
Laredo MSA	104,000	100	2,300	2.3
Longview MSA	96,700	300	-600	-0.6
Lubbock MSA	146,300	-1,000	800	0.5
McAllen MSA	256,700	600	4,900	1.9
Midland MSA	87,800	-100	100	0.1
Odessa MSA	69,800	100	-200	-0.3
San Angelo MSA	48,600	400	-500	-1.0
San Antonio MSA	1,035,600	3,800	24,800	2.5
Sherman-Denison MSA	47,000	100	1,000	2.2
Texarkana MSA	60,200	-500	-800	-1.3
Tyler MSA	106,200	400	2,300	2.2
Victoria MSA	42,000	200	-300	-0.7
Waco MSA	120,400	600	2,200	1.9
Wichita Falls MSA	58,000	400	-100	-0.2

Highlights

(MSA industry data are not seasonally adjusted)

- Seventeen of 26 areas grew in April for a combined increase of 22,700 jobs. Nineteen areas grew over the year, while seven areas contracted.
- The Houston-The Woodlands-Sugar Land MSA accounted for more than half of all area employment gains over the month. The MSA increased its annual growth rate to 1.5 percent.
- The San Angelo MSA grew fastest in percentage terms with a 0.8 percent April expansion. Per not seasonally adjusted industry data, Retail Trade and Other Services each added 200 jobs over the month, while Government was down 200 positions.
- The Dallas-Plano-Irving MD led in actual and percentage job growth annually. Professional and Business Services led all major industries with 21,000 positions gained, followed by Leisure and Hospitality with 10,900 jobs added.
- The Beaumont-PA and the Texarkana MSAs lost the most jobs annually. The loss of 2,100 jobs in Retail was primarily responsible for the contraction in the Beaumont-PA MSA, while employment losses in Texarkana were spread across industries.

Center
-10am - 2pm-

- October 2019 -
Lubbock Memorial Civic
Center
-10am - 2pm-

**-Jobs Y'all Career
Exploration and Hiring
Event-
Youth Career Fair ages
14-24**

-May 8, 2019-
Hotel Ava

3201 South Loop 289
-4:00pm - 7:00pm-

**-Jobs Y'all Career
Exploration Events-
September 2019**

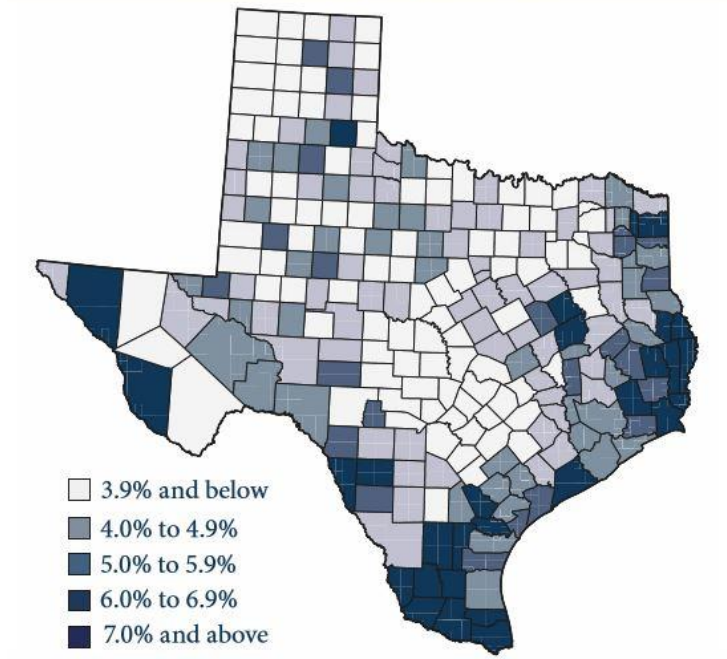
For 8th graders
Dates/time/locations still
pending

**- South Plains Career
Expo -**

~ October 22, 2019 ~
Lubbock Memorial Civic
Center
- 8:00am - 12:00pm -


Hiring Red, White & You


County Unemployment Rates




(Image located on page 6)

Veterans Job Fair
- November 7, 2019 -
-10:00am - 2:00pm-

 [Like us on Facebook!](#)

 [Follow us on Twitter!](#)

 [Visit our Website!](#)

 [Follow us on LinkedIn!](#)



**Click image to
view full report:
Lubbock Metropolitan
Statistical Area (MSA)**



**Click image to
view full report:
South Plains Regional
Workforce Development Area**

Area	Year	2010				2011				2012			
		Population	Employment	Unemployment	Rate	Population	Employment	Unemployment	Rate	Population	Employment	Unemployment	Rate
Texas	2010	24,859,728	11,889,247	10,200,000	85.4%	25,518,311	12,189,842	10,800,000	88.7%	26,177,804	12,519,312	11,200,000	90.0%
Lubbock MSA	2010	1,000,000	400,000	350,000	87.5%	1,050,000	420,000	370,000	88.1%	1,100,000	440,000	390,000	89.1%
South Plains	2010	2,000,000	800,000	700,000	87.5%	2,100,000	840,000	740,000	88.1%	2,200,000	880,000	780,000	89.1%
Other	2010	6,859,728	3,689,247	3,250,000	86.7%	7,368,311	3,969,842	3,430,000	86.7%	7,877,804	4,039,312	3,570,000	86.7%

**Click image to
view full report:
Lubbock LAUS
County-by-County
Unemployment Rates**



These Skills Will Get You a Job

Wanted: Americans with coding skills.

That's the message from hundreds of companies today. Right now, there are 5.4 million job openings in the United States, [near a record high](#).

There's also a large number of people -- [8 million Americans](#) -- who are out of work and hunting for jobs. So what's the problem? Most of the people looking for jobs don't have the skills employers want.

Just about everyone has heard the push for [STEM education](#). America needs more scientists and tech geeks, we're told. Well, there's a reason for that. LinkedIn (LNKD) analyzed the [most popular skills](#) mentioned in job postings around the world. Here are the top five in the U.S.:

1. Cloud computing
2. Data mining
3. Mobile development
4. Network security
5. Middleware and integration software

The list goes on. The top 25 skills are almost all tech and data related.

"There isn't a company with over 50 employees that isn't looking for some sort of data, analytic or statistical-driven person to help them better understand their data," says Tom Gimbel, CEO of LaSalle Network, a recruiting and staffing firm in Chicago. (Sure enough, CNN is looking for [some coders and data experts](#) too).

[Related: The 100 best jobs in America](#)

Temp jobs also growing fast

Gimbel's firm places about 10,000 people a year in jobs. He says two parts of his business are really booming right now: technology and temp jobs.

The U.S. economy is a tale of two extremes: really skilled jobs that pay \$100,000 and then low-skilled jobs that pay minimum wage or close to it.

It's the big brain and barista economy.

CareerBuilder, another popular website for job searches and postings, took a look at the [fastest growing temp jobs](#). Some like nursing assistants, team assemblers and retail workers pay less than \$15 an hour.

Others like computer service representatives, administrative assistants and construction workers typically pay \$15 to \$16 an hour. Those extra dollars make a difference for poor and lower middle class workers.

[Related: 5 of America's fastest growing jobs pay less than \\$25,000](#)

How to fix the skills gap

Workers want higher-paying jobs, but there's a big debate about how to get them the necessary skills. Better education? More on-the-job training? More highly-skilled immigrants? All of the above?

"I have 30,000 technology jobs open," Democrat Gov. Terry McAuliffe of Virginia [said Monday](#) at the Milken Conference in California. Many of the job openings are in cybersecurity, but companies can't find trained workers.

McAuliffe and several other governors suggested a mix of job training, apprenticeships and curriculum change in schools to combat the skills gap. Workers of all ages also have to take some initiative to retrain throughout their lives.

"Ask yourself how much are you spending on your children's swim lessons, private coaches and practices," says Gimbel.

Why aren't adults investing the same money in themselves and their careers?

CNNMoney's Patrick Gillespie contributed to this report.

CNNMoney (New York) First published May 5, 2016: 1:34 PM ET

Texas has added 292,000 jobs since last January

State unemployment rate is 3.8 percent in December

AUSTIN – Texas adds 15,400 seasonally adjusted nonfarm jobs in January. January marked the 105th consecutive months of annual growth for total nonfarm employment.

Read the full [press release](#).

Sources:

Texas Labor Market Review

http://www.tracer2.com/admin/uploadedPublications/2138_TLMR-Current_Edition.pdf

A Proud Partner of the American Job Center Network

Copyright © 2017 Workforce Solutions South Plains, All rights reserved.

Workforce Solutions South Plains Community Stakeholder

Our mailing address is:

Workforce Solutions South Plains Board Administration

1301 Broadway, Ste. 201, Lubbock, TX 79401

(806) 744-1987

www.workforcesouthplains.org

Want to change how you receive these emails?
You can [update your preferences](#) or [unsubscribe from this list](#)

*Workforce Solutions South Plains is an equal opportunity employer/programs.
Auxiliary aids and services are available upon request to individuals with disabilities.
Relay Texas: 711 (voice); 800-735-2989 (TDD); or Relay Texas Spanish 800-662-4954.*